













	Model	<b>TopTech 39-23 D NRG</b>	
	Code Production	TT3923RDD +RC	
	Interface:		
			
	Overall Dimension (Width-Depth-Height) *open	mm	788 - 835 - 2265
	Packaging Dimension (WxDxH) +(additional RC package)	mm	870x830x1540+(800x750x300)
	Gross weight +(RC)	Kg	130 +(25)
	Net weight +(RC)	Kg	120 +(23)
	Volume +(RC)	mc	1,10 +(0,15)
	Rack size	mm	500x600
	Max door /hood opening	mm	465
	Max glasses/plate Height	mm	440
	General construction		double skin
	Door/hood Construction		double skin
	Tank construction		deep drawn
	Tank volume	liter	30
	Tank heating element	W	2.500
	Tank surface strainers		stainless steel
	Wash pump type		double flow
	Wash pump power	W	1500
	Wash temperature	°C	60 (45-->72)
	Boiler type		without pressure
	Boiler volume	liter	12
	Back-flow system		break tank
	Boiler heating element	W	7.000
	Rinse booster pump		YES
	Rinse booster pump power	W	200
	Rinse temperature	°C	80 (60-->88)
	Rinse water consumption	Liter /rack	1,8
	Optimal external water pressure	bar	1,5 - 4
	Drain system		deep drain
	Drain filter		triple filter
	Drain pump		standard buil in
	Rinse aid dispenser	peristaltic	YES
	Detergent dispenser	peristaltic	YES
	Wash cycle	sec	60 - 90 - 180
	Special cycle	programs	n°8
	Self cleaning cycle		YES
	Heat recovery fan	W	50
	Heat recovery air flow	m³/h	680
	Residual heat emission SENSITIVE	KW	0,6
	Residual heat emission LATENT	KW	0,6
	Electric Power	W	11.000
	Electric Connection	V - ph - Hz	400V 3N 50Hz
	Fuse	A	20
	Plates racks	n° 1	70180
	Flat Rack	n° 1	70181
	Cutterly Rack	n° 1	780081

Electric cable	n° 1	YES
Drain hose	n° 1	YES
Fill hose	n° 1	YES

